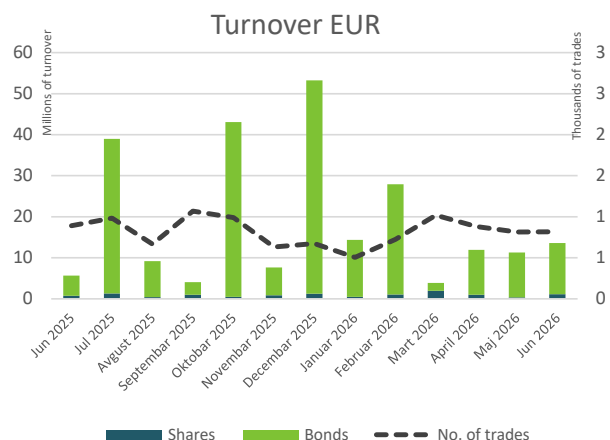


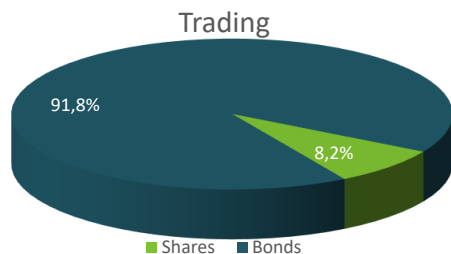


Belgrade Stock Exchange Monthly Report

June 2026

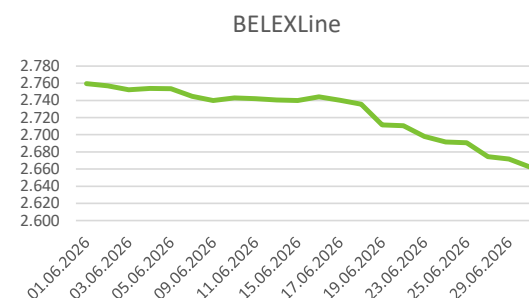
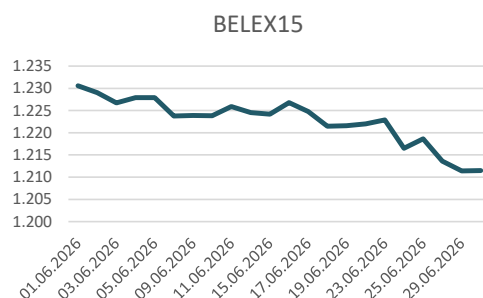


Segment	Total Turnover EUR	Trades
Prime Listing Shares	194.748	100
Prime Listing Bonds	12.506.031	555
Open Market Shares	777.879	155
MTP Shares	634.421	7
Total:	14.113.078	817



Total Market Capitalization (Shares) EUR: 4.185.398.205

Index	Last	Index Market Cap EUR	% Of Total Market Cap	Trades	Turnover EUR	Mothy Change	YTD
BELEX15	1211,50	1.494.413.187	35,71%	185	379.345	-1,69%	-5,00%
BELEXLine	2662,35	1.686.575.906	40,30%	233	437.302	-3,66%	-6,57%



Top 5 traded shares						
Issuer	Ticker	Price RSD	Turnover EUR	% Change	Trades	
Elan a.d. , Prijepolje	ELAN	3.077,00	612.329	1,75%	5	
Dunav osiguranje a.d. , Beograd	DNOS	1.900,00	146.273	-2,56%	65	
Aerodrom Nikola Tesla a.d. , Beograd	AERO	2.089,00	138.562	0,19%	62	
Metalac a.d. , Gornji Milanovac	MTLC	2.026,00	44.206	-3,52%	24	
Goša FOM a.d. , Smederevska Palanka	GFOM	1.500,00	39.994	-16,62%	27	

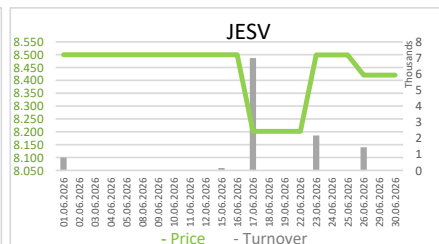
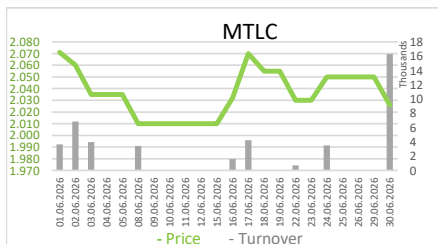
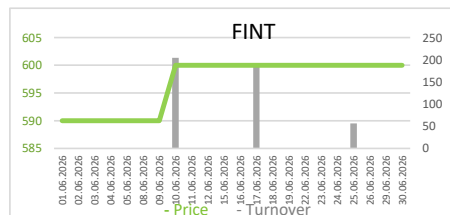
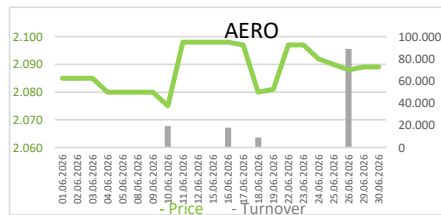
Top 3 gainers in the month				
Ticker	Price RSD	% Change	Turnover EUR	
Elan a.d. , Prijepolje	ELAN	3.077,00	1,75%	612.329
Fintel energija a.d. , Beograd	FINT	600,00	1,69%	445
Dinara a.d. , Beograd	DINR	609,00	1,50%	576

Top 3 decliners in the month				
Ticker	Price RSD	% Change	Turnover EUR	
AMS Osiguranje a.d. , Beograd	AMSO	3.950,00	-28,18%	67
Putevi a.d. , Užice	PUUE	1.200,00	-23,47%	20
Goša FOM a.d. , Smederevska Palanka	GFOM	1.500,00	-16,62%	39.994



Shares - Official Listing Segments

Prime Listing Shares								
Ticker	Issuer	Price RSD	Turnover EUR	Trades	1y price range	Issued shares	Monthly change	Market CAP
AERO	Aerodrom Nikola Tesla a.d. , Beograd	2.089,00	138.562	62	1760 - 2500	37.960.788	0,19%	675.643.596
FINT	Fintel energija a.d. , Beograd	600,00	445	3	570 - 670	26.510.506	1,69%	135.523.083
JESV	Jedinstvo a.d. , Sevojno	8.421,00	11.535	11	7600 - 9101	214.495	-0,47%	15.389.512
MTLC	Metalac a.d. , Gornji Milanovac	2.026,00	44.206	24	2000 - 2300	2.040.000	-3,52%	35.213.858





Bonds - Official Listing Segments

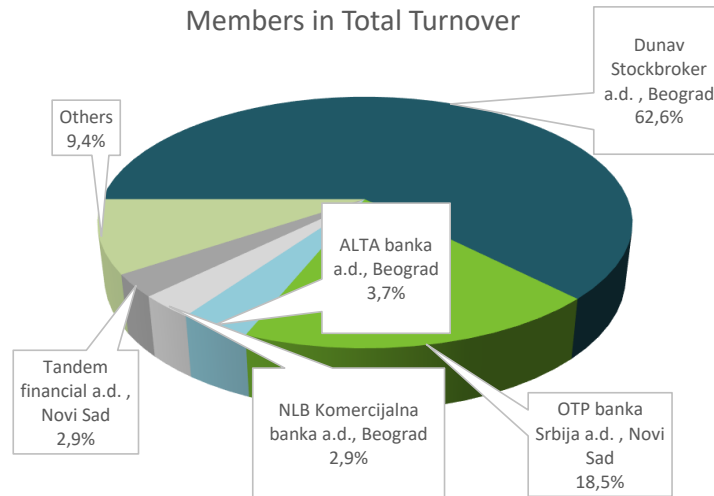
Prime Listing Bonds - top 5 Turnover							
Ticker	Issuer	Price	Turnover EUR	Trades	1y price range	No. of bonds	Monthly change
RSO25211	Republika Srbija	118,9900	6.729.300	8	104,764 - 119	450.000	-0,01%
RSO26213	Republika Srbija	118,9833	4.172.267	10	104,1583 - 119	200.000	0,31%
RSO20193	Republika Srbija	99,5000	169.523	1	97,9773 - 101,47	19.527.230	0,00%
RSRES12E203	Republika Srbija	54,5660	106.359	56	53 - 80	276.106.547	0,10%
RSRES12E203	Republika Srbija	63,0010	83.665	31	61 - 80	292.349.157	0,00%

Top Member Statistics

Trading in shares		
Member Name	Turnover EUR	% in Turnover
ALTA banka a.d., Beograd	1.035.710	46,47%
Momentum Securities a.d.	330.087	14,81%
Dunav Stockbroker a.d., B	200.033	8,97%
NLB Komercijalna banka a.	179.284	8,04%
OTP banka Srbija a.d., Nov	151.860	6,81%

Member name	Trades	% in Trades
NLB Komercijalna banka a.	134	25,67%
Dunav Stockbroker a.d., B	61	11,69%
BPŠ Banka a.d., Beograd	49	9,39%
OTP banka Srbija a.d., Nov	41	7,85%
Erste bank a.d., Novi Sad	41	7,85%

Members in Total Turnover



Trading in bonds		
Member Name	Turnover EUR	% in Turnover
Dunav Stockbroker a.d., Beograd	17.478.038	67,23%
OTP banka Srbija a.d., Novi Sad	5.071.107	19,51%
Tandem financial a.d., Novi Sad	794.528	3,06%
BPŠ Banka a.d., Beograd	698.829	2,69%
NLB Komercijalna banka a.d., Beograd	639.325	2,46%

Member name	Trades	% in Trades
BPŠ Banka a.d., Beograd	303	27,25%
NLB Komercijalna banka a.d., Beograd	275	24,73%
Tandem financial a.d., Novi Sad	263	23,65%
Erste bank a.d., Novi Sad	82	7,37%
OTP banka Srbija a.d., Novi Sad	73	6,56%