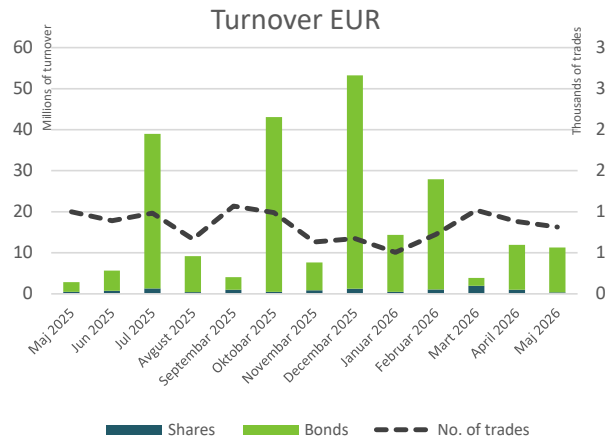


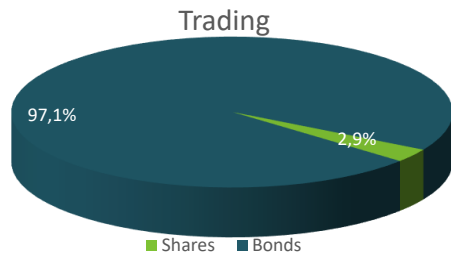


# Belgrade Stock Exchange Monthly Report

May 2026

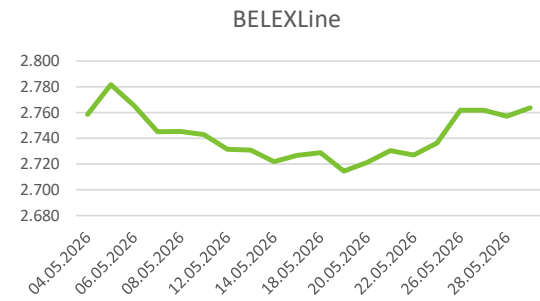
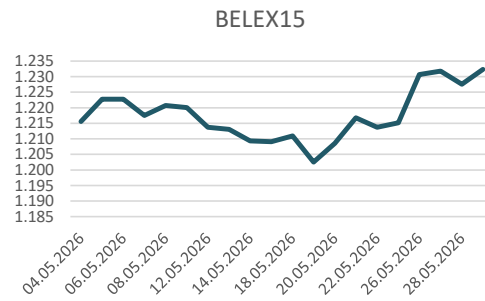


Segment	Total Turnover EUR	Trades
Prime Listing Shares	93.440	71
Prime Listing Bonds	10.939.871	611
Open Market Shares	225.376	117
MTP Shares	11.617	14
<b>Total:</b>	<b>11.270.304</b>	<b>813</b>



Total Market Capitalization (Shares) EUR: 4.215.450.504

Index	Last	Index Market Cap EUR	% Of Total Market Cap	Trades	Turnover EUR	Mothy Change	YTD
BELEX15	1232,34	1.514.647.432	35,93%	136	260.236	0,32%	-3,36%
BELEXLine	2763,63	1.717.845.627	40,75%	179	300.335	-0,32%	-3,02%



Top 5 traded shares						
Issuer	Ticker	Price RSD	Turnover EUR	% Change	Trades	
Dunav osiguranje a.d. , Beograd	DNOS	1.950,00	104.618	-2,16%	48	
Aerodrom Nikola Tesla a.d. , Beograd	AERO	2.085,00	74.709	4,25%	57	
Messer Tehnogas a.d. , Beograd	TGAS	34.501,00	49.503	1,38%	5	
Philip Morris Operations a.d. , Niš	DINNPB	9.101,00	17.210	0,01%	6	
Elan a.d. , Prijepolje	ELAN	3.024,00	11.617	0,00%	14	

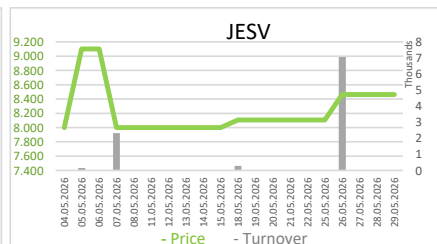
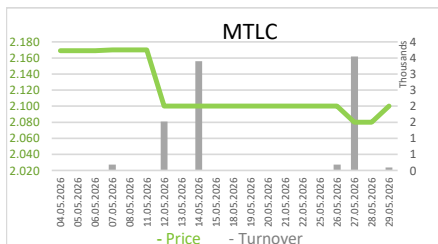
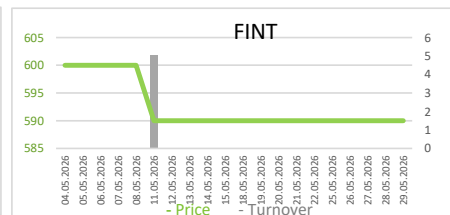
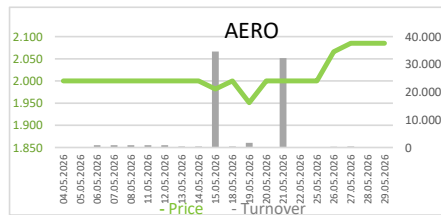
Top 3 gainers in the month				
Ticker	Price RSD	% Change	Turnover EUR	
Preduzeće za puteve Valjevo a.d. , Valjev	PPVA	3.200,00	6,31%	273
Goša FOM a.d. , Smederevska Palanka	GFOM	1.799,00	5,82%	3.109
Jedinstvo a.d. , Sevojno	JESV	8.461,00	5,78%	9.810

Top 3 decliners in the month				
Ticker	Price RSD	% Change	Turnover EUR	
Iritel a.d. , Beograd	IRTL	1.061,00	-29,27%	90
Institut za ispitivanje materijala a.d. , Beograd	INMT	15.100,00	-9,58%	129
Metalac a.d. , Gornji Milanovac	MTLC	2.100,00	-3,18%	8.915



# Shares - Official Listing Segments

Prime Listing Shares								
Ticker	Issuer	Price RSD	Turnover EUR	Trades	1y price range	Issued shares	Monthly change	Market CAP
AERO	Aerodrom Nikola Tesla a.d. , Beograd	2.085,00	74.709	57	1760 - 2500	37.960.788	4,25%	674.075.355
FINT	Fintel energija a.d. , Beograd	590,00	5	1	570 - 670	26.510.506	-1,67%	133.210.114
JESV	Jedinstvo a.d. , Sevojno	8.461,00	9.810	7	7500 - 9101	214.495	5,78%	15.456.318
MTLC	Metalac a.d. , Gornji Milanovac	2.100,00	8.915	6	1950 - 2300	2.040.000	-3,18%	36.485.192





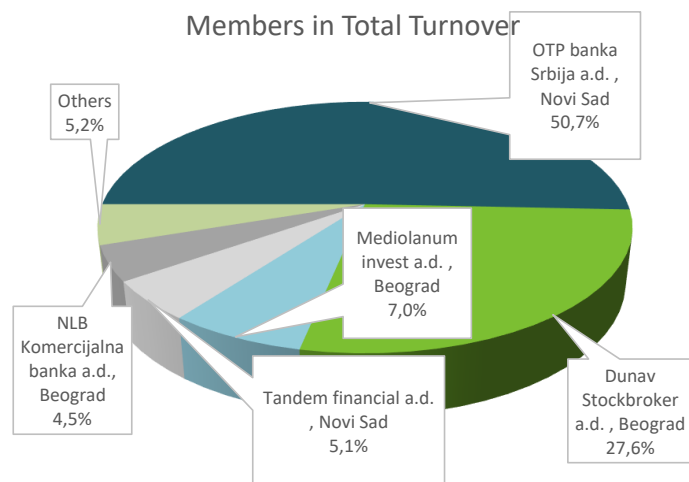
## Bonds - Official Listing Segments

Prime Listing Bonds - top 5 Turnover							
Ticker	Issuer	Price	Turnover EUR	Trades	1y price range	No. of bonds	Monthly change
RSO26213	Republika Srbija	118,6165	5.601.675	11	106,75 - 119	200.000	17,40%
RSO25211	Republika Srbija	119,0000	2.085.731	5	104,764 - 119	450.000	10,33%
RSO20191	Republika Srbija	101,4710	573.311	1	101,471 - 101,471	150.000	-1,74%
RSO25210	Republika Srbija	102,8000	437.894	1	100,1202 - 103,5	18.000.000	-0,68%
RSO20193	Republika Srbija	99,5000	423.692	1	97,95 - 101,47	19.527.230	1,53%

## Top Member Statistics

Trading in shares		
Member Name	Turnover EUR	% in Turnover
Dunav Stockbroker a.d. , Beograd	158.898	24,04%
NLB Komercijalna banka a. d., Beograd	118.101	17,87%
OTP banka Srbija a.d. , Novi Sad	104.753	15,85%
ALTA banka a.d., Beograd	84.253	12,75%
M&V Investments a.d. , Beograd	67.678	10,24%

Member name	Trades	% in Trades
NLB Komercijalna banka a. d., Beograd	121	29,95%
Dunav Stockbroker a.d. , Beograd	52	12,87%
BPŠ Banka a.d., Beograd	42	10,40%
ALTA banka a.d., Beograd	33	8,17%
OTP banka Srbija a.d. , Novi Sad	27	6,68%



Trading in bonds		
Member Name	Turnover EUR	% in Turnover
OTP banka Srbija a.d. , Novi Sad	11.320.430	51,74%
Dunav Stockbroker a.d. , Beograd	6.055.351	27,68%
Mediolanum invest a.d. , Beograd	1.571.580	7,18%
Tandem finansial a.d. , Novi Sad	1.139.175	5,21%
NLB Komercijalna banka a.d., Beograd	897.861	4,10%

Member name	Trades	% in Trades
BPŠ Banka a.d., Beograd	284	23,24%
Tandem finansial a.d. , Novi Sad	276	22,59%
NLB Komercijalna banka a.d., Beograd	236	19,31%
OTP banka Srbija a.d. , Novi Sad	160	13,09%
Erste bank a.d., Novi Sad	79	6,46%