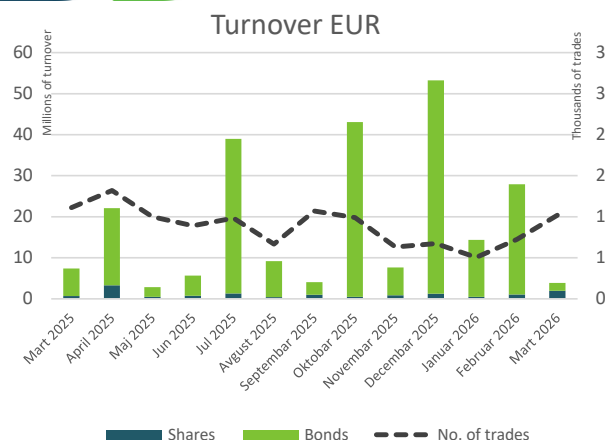


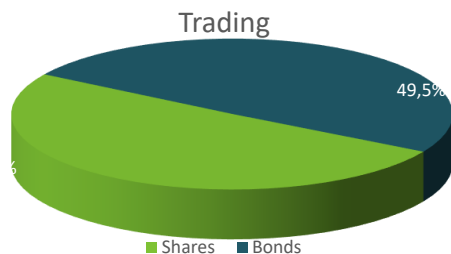


Belgrade Stock Exchange Monthly Report

March 2026

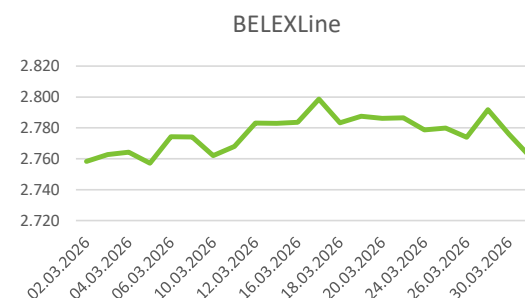
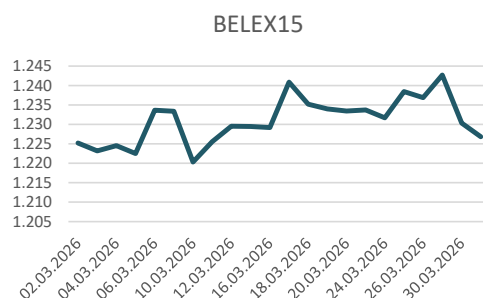


Segment	Total Turnover EUR	Trades
Prime Listing Shares	854.200	129
Prime Listing Bonds	1.922.173	427
Open Market Shares	696.926	277
MTP Shares	408.332	186
Total:	3.881.631	1.019



Total Market Capitalization (Shares) EUR: 4.190.618.633

Index	Last	Index Market Cap EUR	% Of Total Market Cap	Trades	Turnover EUR	Mothy Change	YTD
BELEX15	1226,80	1.488.827.566	35,53%	298	1.441.613	-0,29%	-3,80%
BELEXLine	2761,38	1.721.939.425	41,09%	347	1.482.516	-0,09%	-3,10%



Top 5 traded shares

Issuer	Ticker	Price RSD	Turnover EUR	% Change	Trades
Aerodrom Nikola Tesla a.d. , Beograd	AERO	2.000,00	820.650	0,05%	98
Dunav osiguranje a.d. , Beograd	DNOS	2.000,00	537.096	0,35%	133
Elan a.d. , Prijepolje	ELAN	3.024,00	399.978	-50,00%	184
BAS a.d. , Beograd	BASB	1.515,00	32.523	-0,07%	18
Metalac a.d. , Gornji Milanovac	MTLC	2.120,00	29.190	-1,40%	23

Top 3 gainers in the month

Ticker	Price RSD	% Change	Turnover EUR	
Iritel a.d. , Beograd	IRTL	1.450,00	37,96%	15.268
Čoka duvanska industrija a.d. , Čoka	COKA	9.677,00	7,52%	165
Jedinstvo a.d. , Sevojno	JESV	7.990,00	4,88%	2.041

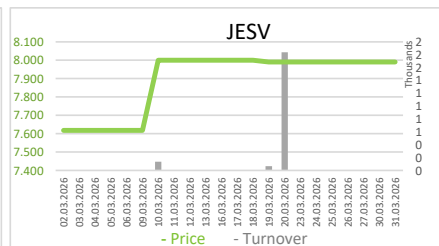
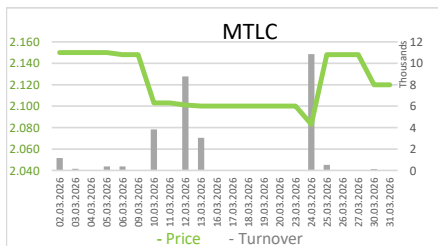
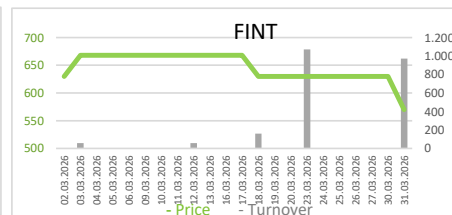
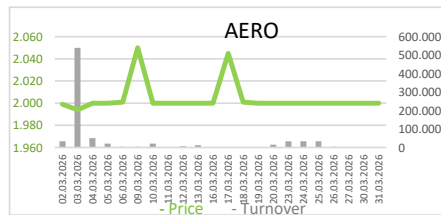
Top 3 decliners in the month

Ticker	Price RSD	% Change	Turnover EUR	
Elan a.d. , Prijepolje	ELAN	3.024,00	-50,00%	399.978
Dinara a.d. , Beograd	DINR	600,00	-29,41%	1.206
AMS Osiguranje a.d. , Beograd	AMSOPB	2.600,00	-25,71%	3.542



Shares - Official Listing Segments

Prime Listing Shares								
Ticker	Issuer	Price RSD	Turnover EUR	Trades	1y price range	Issued shares	Monthly change	Market CAP
AERO	Aerodrom Nikola Tesla a.d. , Beograd	2.000,00	820.650	98	1760 - 2500	37.960.788	0,05%	646.567.532
FINT	Fintel energija a.d. , Beograd	570,00	2.319	5	570 - 670	26.510.506	-9,52%	128.689.037
JESV	Jedinstvo a.d. , Sevojno	7.990,00	2.041	3	7200 - 8500	214.495	4,88%	14.595.287
MTLC	Metalac a.d. , Gornji Milanovac	2.120,00	29.190	23	1906 - 2300	2.040.000	-1,40%	36.831.101





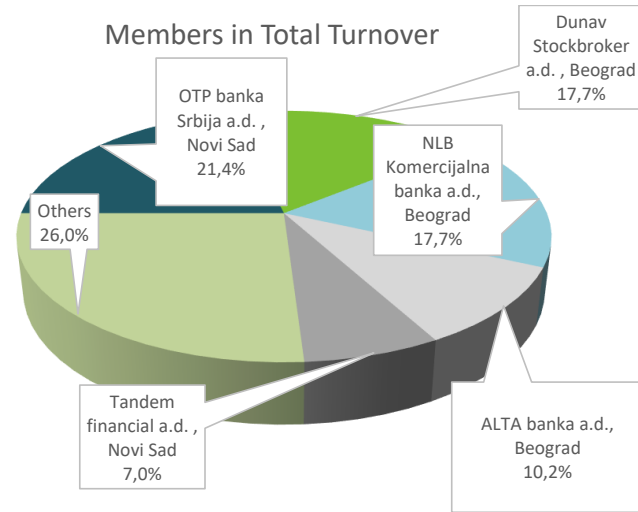
Bonds - Official Listing Segments

Prime Listing Bonds - top 5 Turnover							
Ticker	Issuer	Price	Turnover EUR	Trades	1y price range	No. of bonds	Monthly change
RSO25211	Republika Srbija	107,8583	258.860	2	104,764 - 109,8	450.000	0,66%
RSRES12E202	Republika Srbija	95,3487	201.743	39	94 - 96	388.202.546	-0,28%
RSO22203	Republika Srbija	96,3150	172.404	3	96,315 - 96,315	6.908	0,00%
RSO20193	Republika Srbija	98,3431	167.554	1	96,95 - 101,47	19.527.230	-2,44%
RSRES12E203	Republika Srbija	75,2400	133.838	44	74,001 - 80	308.590.791	1,67%

Top Member Statistics

Trading in shares		
Member Name	Turnover EUR	% in Turnover
Dunav Stockbroker a.d. , B	1.018.545	25,99%
ALTA banka a.d., Beograd	791.514	20,20%
NLB Komercijalna banka a.	614.755	15,69%
OTP banka Srbija a.d. , Nov	375.574	9,58%
Momentum Securities a.d.	191.955	4,90%

Member name	Trades	% in Trades
ALTA banka a.d., Beograd	347	29,31%
NLB Komercijalna banka a.	204	17,23%
Dunav Stockbroker a.d. , B	140	11,82%
Momentum Securities a.d.	84	7,09%
OTP banka Srbija a.d. , Nov	61	5,15%



Trading in bonds		
Member Name	Turnover EUR	% in Turnover
OTP banka Srbija a.d. , Novi Sad	1.286.339	33,46%
NLB Komercijalna banka a.d., Beograd	757.554	19,71%
Tandem financial a.d. , Novi Sad	507.724	13,21%
Dunav Stockbroker a.d. , Beograd	355.175	9,24%
BPŠ Banka a.d., Beograd	228.362	5,94%

Member name	Trades	% in Trades
OTP banka Srbija a.d. , Novi Sad	210	24,59%
NLB Komercijalna banka a.d., Beograd	206	24,12%
BPŠ Banka a.d., Beograd	145	16,98%
Tandem financial a.d. , Novi Sad	119	13,93%
Momentum Securities a.d. , Novi Sad	50	5,85%